

EcoFlow RIVER 2 Series

The Ecoflow RIVER 2 series offers the most flexible and portable recreational power.

AC Output

300W to 800W

Capacity

256Wh to 768Wh

LITHIUM-ION BATTERY GENERATOR

NO FUEL, NO FUMES, MINIMAL NOISE

No gasoline, toxic fumes, and quiet operation. The EcoFlow Power Station is safe to use indoors.

NO LOST POWER

Power can be stored and consumed as needed, maximizing efficiency.

LOW COST

Costs 30% less than regular gasoline-powered inverter generators over its lifetime.

NO MAINTENANCE

Easy to use, keep it plugged into a wall outlet or solar panel.

OUR TECHNOLOGY

X-STREAM

X-Stream Technology

EcoFlow's patented X-Stream technology delivers one of the fastest recharging rates on the market. Using a built-in smart inverter, EcoFlow portable power stations can recharge from 0-80% in as quickly as 1 hour and to full within 2 hours.



X-BOOST

X-Boost Technology

EcoFlow's X-Boost technology lets you power devices that have higher rated power than your portable power station. This unique technology delivers power for your essential devices in any situation. We recommend conducting a test with your devices with X-Boost turned on.

Battery Management System (BMS)

The EcoFlow Battery Management System takes innovation to the next level, extending the performance, efficiency, and shelf life of EcoFlow products. It controls and regulates voltage, current, and temperature in real time to offer the safest battery performance with intelligent algorithm.



LFP

Ecoflow apply LiFePO4 battery cell to all RIVER 2 series product. Up to 3000+ Longes-lasting life cycle, 6x longer compared to the industry's average of 500 cycles. Safe, more stable and healthier even in a high temperature.

RIVER SERIES COMPARISONS



RIVER 2

RIVER 2 Max

RIVER 2 Pro

	RIVER 2	RIVER 2 Max	RIVER 2 Pro
Capacity	256Wh	512Wh	768Wh
Battery Type	LFP	LFP	LFP
Life Cycles	3000 cycles to 80%+ capacity	3000 cycles to 80%+ capacity	3000 cycles to 80%+ capacity
AC Output	300W (Surge 600W)	500W (Surge 1000W)	800W (Surge 1600W)
AC Output Sockets	1	2	3
Total Ports	5	9	10
Wall Charging	360W	660W	940W
Wall Charging Time	60 Mins	60 Mins	70 Mins
Universal Solar Charging (MC4)	✓	✓	✓
Solar Panel Charging	110W Max 11-30V 8A Max	220W Max 11-50V 13A Max	220W Max 11-50V 13A Max
APP	✓	✓	✓
Weight	3.5 Kg / 7.8 lbs	6 Kg / 13.4 lbs	7.8 Kg / 17.2 lbs



Follow Us:



Facebook:
@ecoflowtech



Instagram:
@ecoflowtech



Twitter:
@ecoflowtech

Contact Us:









– Wholesale
sales.eu@ecoflow.com

– Support
support.eu@ecoflow.com

– Marketing
marketing.eu@ecoflow.com






RUN TIMES

	RIVER 2	RIVER 2 Max	RIVER 2 Pro
 Phone 10Wh	20 Times	40 Times	60Times
 Electric Fan 40W	5.1 Hrs	10.2 Hrs	15.3 Hrs
 Drone 40Wh	5.1 Times	10.2 Times	15.3 Times
 Speaker 10W (DC)	20.5 Hrs	41 Hrs	61.5 Hrs
 Laptop 60Wh	3.4 Times	6.8 Times	10.2 Times
 Electric Blanket 50W	4.1 Hrs	8.2 Hrs	12.3 Hrs
 PS5 200W	1 Hr	2 Hrs	3 Hrs
 Blender 500W	0.4 Hrs	0.8 Hrs	1.2 Hrs

*The data is for reference only. Please conduct tests to confirm actual run time of your appliances.

RIVER SERIES Solar Panel Series Comparison




	 110W Solar Panel	 160W Solar Panel	 220W Solar Panel
Capacity	110W	160W	Front Side: 220W Rear Side: 155W
Solar Efficiency	22.8%	21%-22%	22%-23%
Open Circuit Voltage	21.8V (Vmp 18.4V)	21.4V (Vmp 18.2V)	21.8V (Vmp 18.4V)
Short Circuit Current	6.5A (Imp 6.0A)	9.6A (Imp 8.8A)	Front Side:13A (Imp 12.0A) Rear Side:8A (Imp 8.4A)
Connector Type	MC4	MC4	MC4
Cell Type	Monocrystalline silicon	Monocrystalline silicon	Monocrystalline silicon
Waterproof & Dustproof	IP68	IP68	IP68
Weight	ca. 8.8lbs (4kg)	ca. 12 lbs (5.6kg)	ca. 20.9 lbs (9.5kg)
Unfolded Dimension	20.2 x 62.5 x 0.8 in 178.5 x 42.0 x 2.5 cm	62.6 x 27.0 x 0.98 in 159 x 68.5 x 2.5 cm	72.2 x 32.3 x 0.98 in 183.5 x 82.0 x 2.5 cm
Folded Dimension	20.2 x 16.5 x 0.8 in 42.0 x 48.0 x 2.5 cm	16.9 x 27.0 x 0.98 in 43 x 68.5 x 2.5 cm	32.3 x 19.7 x 1.3 in 82.0 x 50.0 x 3.2 cm



RECOMMENDED SOLAR PANELS FOR PORTABLE POWER STATIONS

	Light Use When Portability Matters	Heavy Use When Quality Time Matters
RIVER 2	110Wx1 (3-6Hrs fully charged)	160Wx1(2.5-5Hrs fully charged)
RIVER 2 Max	110Wx1 (6-12Hrs fully charged) 160Wx1 (4-8Hrs fully charged)	220Wx1 (3-6Hrs fully charged) 110Wx2 (3-6Hrs fully charged)
RIVER 2 Pro	160Wx1 (6-12Hrs fully charged)	220W x1 (4.5-9Hrs fully charged) 110Wx2 (4.5-9Hrs fully charged)

CHARGING TIME

	RIVER 2	RIVER 2 Max	RIVER 2 Pro
 AC Wall Outlet	60 Mins	60 Mins	70 Mins
 Car Charger	3 Hrs	6 Hrs	9 Hrs
 Solar Panel	2.5-5 Hrs (160W x1)	5-10 Hrs (160W x1)	7.5-15 Hrs (160W x1)

*The data above is for reference only.



ECOFLOW

RIVER 2 SERIES

